

Odyssey Academy Placement Test Quick Start Guide

Welcome to Odyssey Academy Placement Tests!

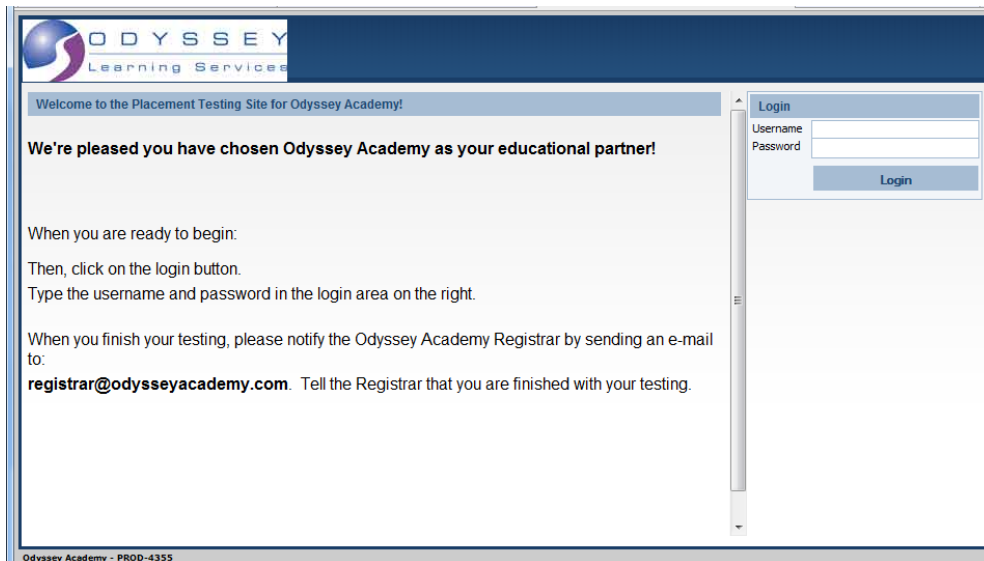
This guide will help you to quickly and easily use the Odyssey Academy Online Placement Testing.

GETTING STARTED:

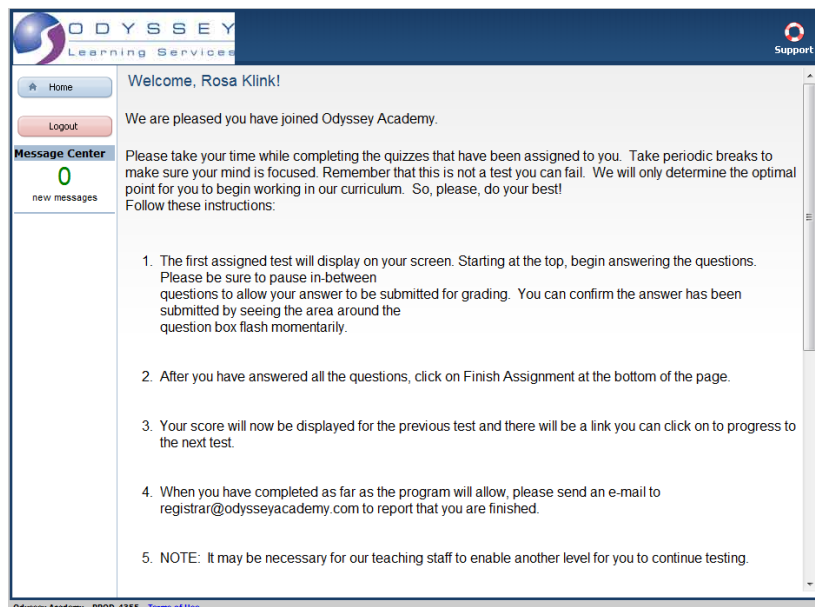
Your parent should have received an email message after you registered. The message contains a link to the test site as well as your login user id and password. Additionally, your username(s) and password(s) are also included. Click the link in the message, or the link below, to access the site:
<http://odysseyacademy.onlineplacementtesting.com/>.

LOGIN:

Type your case sensitive **username** and **password** as documented in your email message into the correct fields on the **Login** page. If you do not have this information, please contact Odyssey at: **1-866-585-3774**.



When you have successfully logged in, your **Student Home** page appears.



STUDENT HOME PAGE:

This page contains the instructions for completing the placement tests. Also, the upper left side of the screen, also called the left-side menu bar, has two navigational buttons that are available to you from all screens.



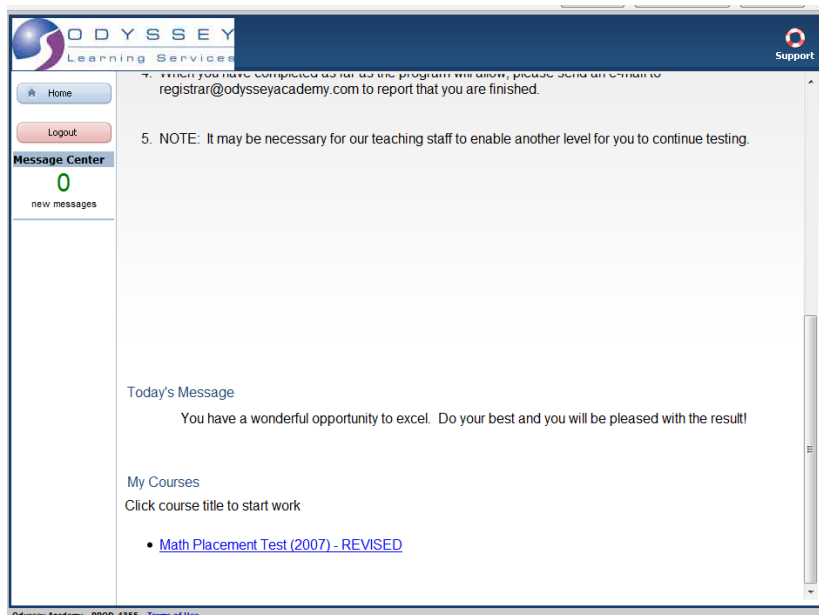
returns you to this screen from anywhere in the application.



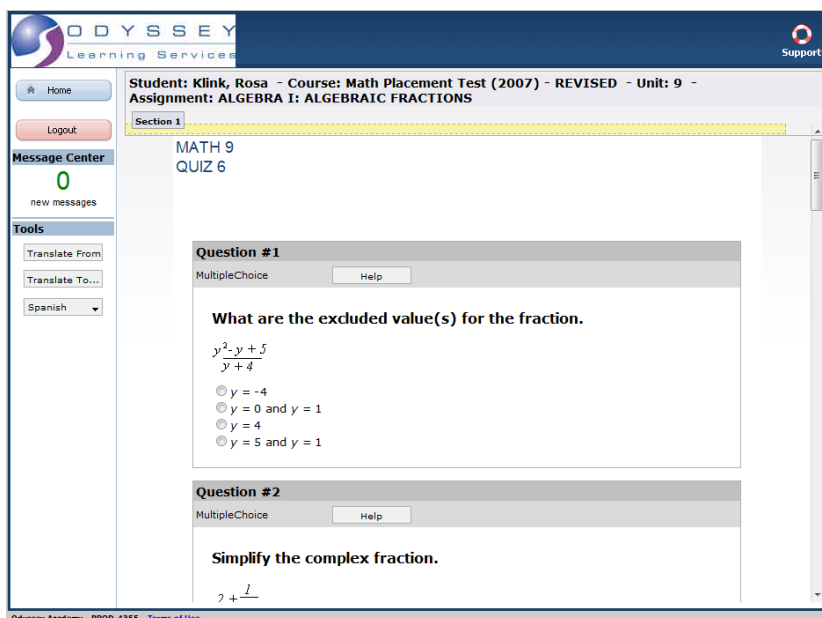
disconnects your session and returns you to the Login screen (as seen on the previous page).

TO BEGIN TESTING:

To use the scroll bar on the right, hold down your left mouse button with your index finger to drag or scroll the bar to the bottom.



Double-click on the first subject link to open your first quiz.



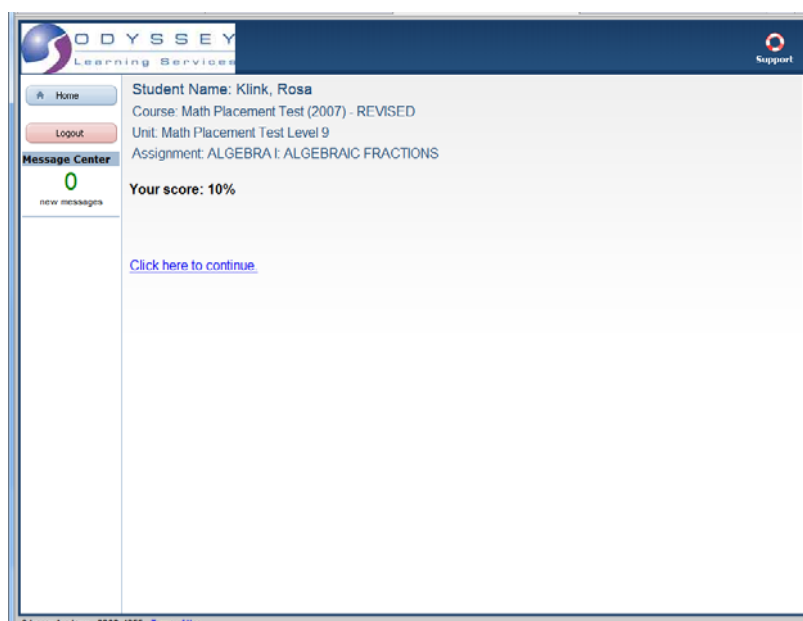
Your Academic Advisor has determined exactly where you should begin testing. Begin answering the questions, one by one, thinking very carefully. Use scratch paper to computer your math problems. Do not forget to click on the circle next to the correct answer.

When you begin working in a quiz, do not exit out. All unanswered questions will be given 0% if you do. ☹ Continue working until the entire quiz is finished. You may take breaks after each or every other quiz, if you wish.


Continue down the page by using the scroll bar on the right.

When you reach the bottom, click on Finish Assignment.

Your quiz will automatically be graded. Do not panic if your score is 50 or 60. These tests are interpreted differently than standard testing percentages. Just do your best and you'll do fine.



Click on the link that says “Click here to continue.” This takes you to the next quiz. Continue testing, taking breaks when you feel tired, until you are unable to open any more tests.

When the first subject test is completed, you are ready to begin testing in the next subject test, which is probably Math. Just click on the  button which will take you back to the beginning. Scroll to the bottom once again to find the link for the next subject.

LOGOUT:

When you finish working in the Online Placement Test environment, be sure to log out. The Online Placement Test automatically logs you out after fifteen minutes of inactivity, but it is always a good idea to logout if you are away from your computer. When you logout you are returned to the **Login** page.

Thank you for choosing Odyssey Academy. We hope your experience will be challenging, enjoyable, and rewarding.